

Crime Reduction Advice



Guidance Note

Home Security Checklist

Most burglaries are committed by 'opportunist' criminals that are just passing by and notice a window left open, or a house that looks unoccupied.

Home Office figures show nearly 80% of household burglaries happen during the daytime.

The following self-assessment will help you to identify areas where you can improve your security and reduce the risk of becoming a victim.

if you answer 'yes' to most of the statements then your security should be good. If the answer is 'no' then we advise you to consider taking appropriate action where possible, and practical.

If you need more detailed information you can find this on the A-Z of Crime Reduction our Web Site or click on the following link:

[Click here for further Crime Reduction Advice](#)



**My Doors are
Secure
Yes/No**



**I lock my doors
at all times
when I'm at
home
Yes/No**



There are many different types of doors from timber to uPVC and it's important that you check they are secure.

Timber doors should be fitted with an approved five lever lock to BS 3621 along with strong bolts to the top and bottom of the door.

UPVC doors should be fitted with a robust three point locking system with a three star anti-snap cylinder to BS TS007.

Make sure your door frame is strong and fixed securely to the wall.

If you are replacing a door, it should comply with the British Standard PAS 24 2012. Manufacturers of these standards of doors and windows can be found at: www.securedbydesign.com.

You should also consider fitting a suitable door restrictor to check visitor's identity before opening the door fully.

Consider fitting a letterbox cage or other restrictor, which prevents thieves from putting their hands through the letterbox and gaining access to latches and keys.

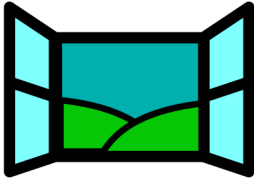
Keep your doors and windows locked when you're at home, even when you're out in the garden. **Always remove keys from doors when you go out.**

Remember to balance security along with your own safety. Safety should take priority when you are in your home and security should take priority when you are out.

Do you have a fire plan? Have you tested it and your smoke detectors?

My Windows are Secure

Yes/No



Windows are the most frequent point of entry in burglaries. Often the burglar will break the glass to open the window and reach in to open the window. Most burglars avoid climbing through a broken window to avoid the risks of leaving DNA forensic evidence.

Lock your windows and remove the key. This would deter most offenders.

Window locks can be cheap and easy to fit and there are models to fit every sort of window on the market. Experience tells us that if they are easy to operate then you are more likely to use them.

My Patio Doors are Secure

Yes/No




Patio doors especially older styles are more vulnerable.

An anti lift device could be installed to prevent sliding patio doors from being lifted out of their tracks.

Locks fitted to should also be to British Standard 3621 or British Standard EN 1303 for cylinder locks.



I have a Burglar Alarm
Yes/No



Many burglars will avoid breaking into a property with an alarm and will seek out properties without one.

If you already have a burglar alarm, USE IT! Set it when you leave the house as well as at night when you go to bed.

Ensure the alarm is regularly serviced.

If you are considering installing an alarm, choose carefully. It's tempting to look at the price first but make sure it will do the job.

We recommend that you contact either : [National Security Inspectorate \(NSI\)](#) or

[Security Systems and Alarm Inspection Board \(SSAIB\)](#)

I've Secured my Garage and or Shed
Yes/No



Never leave a garage or garden shed unlocked,

Fit strong closed shackle padlocks and make sure that the doors are solid enough not to be kicked in.

Lock ladders inside your garage or shed to stop them being used to reach upstairs windows. Or chain or padlock them horizontally to a sturdy bracket on an outside wall.

Consider fixing lockable steel boxes to the floor to store your tools in or anchor posts fitted to the floor to secure larger tools and equipment.

Consider purchasing a low cost shed/ garage audible stand alone alarm system.

I've Considered my Garden

Yes/No



A thorny hedge along the boundary of your property can put thieves off. Keep hedging low so that passers-by can still see the front of your home and that a burglar can't work without being seen.

Gravel is noisy to walk on and act as a deterrent.

Don't build pergolas, gazebos too near to the house, they can help burglars reach upper windows.

I Have Secure Fences

Yes/No



Check for weak spots in your fences/gates and boundaries.

A low level fence and gate (approx. 1m high) at the front of your house allows any potential burglar to be seen by you and/or your neighbours.

At the rear of your house use fencing approximately 1.8m high or 1.5 with 300 m of trellis as this provides natural surveillance from neighbours and the trellis is difficult to climb.

Planting along boundaries can also deter intruders. Consider planting Berberis, Blackthorn or Firethorn, or any other prickly bushes.

Gates leading to the rear of the house should ideally be in line with the front of the house.


This increases the chances of you or your neighbours seeing someone trying to access them.

Close and LOCK gates at all times.

Trees and shrubs should always be well trimmed back to create an open view and eliminate any hiding places.

**I've Considered
Lighting as a
Security Measure**

Yes/No



A burglar will do everything they can to avoid being seen.

During the hours of darkness, a home without any lights on indicates not only that it may be empty but that neighbours are unlikely to see anyone approaching.

Lighting can be very effective as a deterrent as burglars prefer to hide in the shadows.

Dusk to Dawn lighting use low energy bulbs fitted within a sensor that is designed to come on during the hours of darkness.

There are many different types which are often easy to fit and relatively cheap to run.

Use timer switches on internal lights so they switch on and off automatically and make it look like there is someone at home.

**My Home looks
occupied when
I'm Out**

Yes/No



Take simple steps to confuse the burglar. Don't make it obvious that the house is empty.

A dark house will draw attention to a burglar.

Taking a few simple precautions could reduce the risk of becoming a victim.

Leave lights and a radio on a timer when you're out for the evening.

If it's dark before you go out draw the curtains. Consider a TV simulator. These are cheap devices to make it look as if you have the TV on.

**I've Security
Marked my
Property**

Yes/No



Ensure that valuable items can't be seen from the window. Don't keep expensive jewellery in obvious places such as jewellery boxes. Use a safe or keep it hidden away.

Making a photographic inventory of your valuables, especially your jewellery could assist Police in their investigations and make it easier to reunite you with your valuables if they are recovered.

Mark property using an Ultra violet marker pen with your post code and house number.

Alternatively you could use an approved DNA solution such as Smart Water or Selectadna. Each kit is unique and registered on a database which can also make it easier to be reunited with any recovered items.

Always mark the back or underside of items. If you move home, security mark all your items again.

Consider registering all your property for free on www.immobilise.com . If registered item is lost or stolen, immobilise informs the police, insurers and the second hand trade and helps in the recovery of your property.

**I look after my
spare keys**

Yes/No



Burglars know that people hide spare keys under flowerpots, under doormats or in garages. If you do need to keep keys outside, always use a key safe.

We recommend the Supra C500 Key Safe which is the only one approved by Police.

**I'm careful
when I answer
the Door**

Yes/No



Use the spy hole and security chain on your door when answering it. If you don't have one then consider having one fitted. Check with your door manufacturer first for guidance on fitting and products.

Check the IDs of visitors and ask them to pass their I.D to you. Don't use the telephone number they provide as it may be false. Check on line or phone directory for the business number.

If you are unsure ask them to return when you have a family member or friend present. If they are genuine they won't mind.

"No Cold Calling" stickers can be a deterrent. They are free and can be found at most Police Stations or from Trading Standards.

Don't give out personal details to anyone on the phone. Police and Banks will not ask for your bank account details or ask you to withdraw cash.

If in doubt keep them out!

How did you do?

Look at the areas you need to address and take positive steps to improve your safety

